

Sailing School Malta



Joining Instruction for S/Y Lookfar

Welcome aboard 🤗

We hope that this information will help you reaching us in Malta. However please do contact us with any questions at all, however bizarre they may seem !

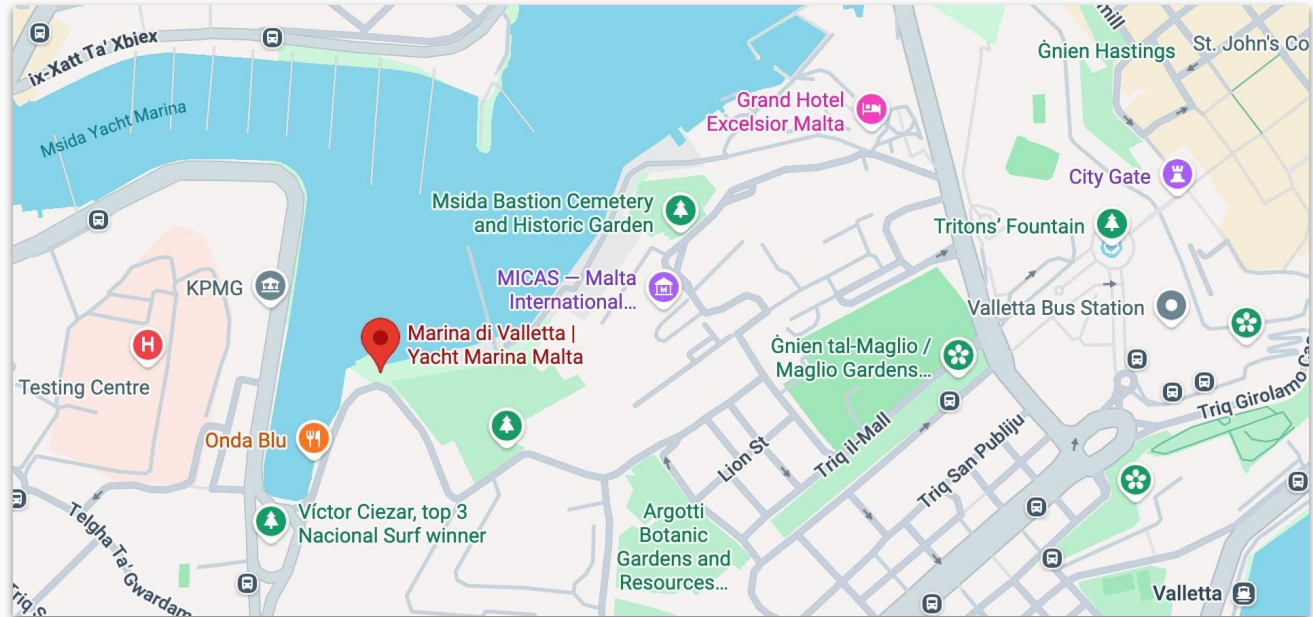
This guide will allow you to know all the practical information you will need to reach the starting point of the course and much more.



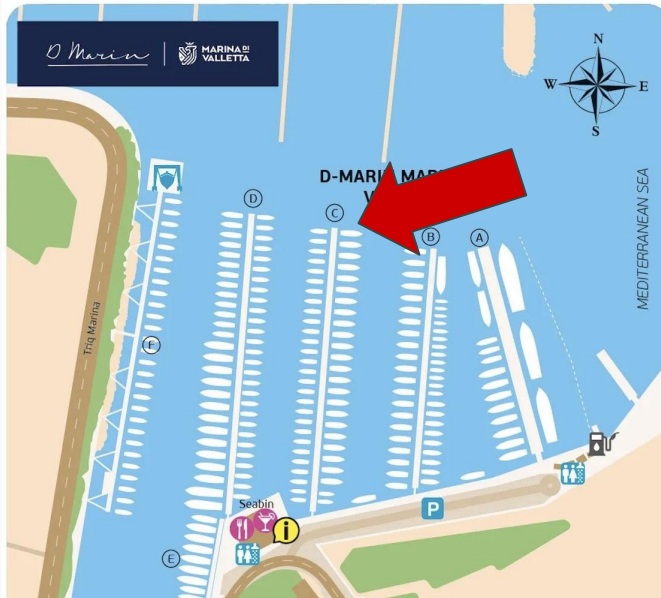
Where is the training boat

The yacht you will be sailing is called “**Lookfar**”, a **Bavaria 44 Cruiser**, and is berthed in **Marina di Valletta**, pontoon C, berth 26.

[Click here to locate on Google Map](#)



How to reach the boat



WIFI:
Marina di Valletta
Password:

Local transport


There is only one airport in Malta: Malta International, airport code **MLA**.

On arrival at Malta airport, there is a kiosk at the exit from the airport, where you can pre pay the taxi to the boat or hotel. The cost of this is usually around 20 Euro.

Alternatively, you can use Taxi Apps (cheaper than taxis), the most popular ones are:

- Bolt - They are the fastest
- Ecab - They have a lot of taxis
- Uber - Sometimes they have cheaper choice

The taxi drivers speak good English.




What to bring

- Packed lunch / sandwich / cook onboard
- Sunglasses
- High factor sun cream (not oil please!)
- Deck shoes if possible, otherwise soft shoes with a non marking sole
- Shorts or pants (Please be aware that these are liable to get dirty, so not your best ones!)
- T-Shirts
- Fleece or jumper for the evenings and windy days at sea. In winter period, you may need a sailing jacket
- Light long sleeved shirt if you need to cover up in the sun
- Baseball/sun hat (preferably with a clip to stop it blowing overboard!)
- Sailing Gloves, but not mandatory
- Sea sickness tablets should you need them
- Phone/ Ipad / laptop chargers - 12V (cigarette style chargers) if needed; a mobile powerbank is more convenient
- Your RYA Logbook if you have one (you can also buy one in local chandlery [Gauchi Borda](#)).

And above all, enthusiasm !

* We don't provide wet weather gear onboard. You may want to bring wet weather gear during winter stormy season.



Weather in Malta

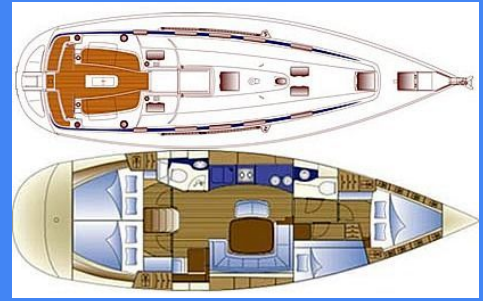
Malta Average Temperature by Month

	Jan	Feb	Mar	Apr	May	Jun	Jul	Aug	Sep	Oct	Nov	Dec
High °C	16	16	18	20	24	29	32	32	28	25	21	18
Low °C	13	13	15	17	20	24	27	28	25	22	18	15



Please note that the temperatures in Malta are normally very warm during the day but it can be cold in the evenings and windy at sea. It is a good idea to bring a small light rain mac if you have one and also a pair of long trousers and a warm fleece, just in case.

Accommodation onboard



All **multi-day sailing courses** can include **accommodation on the training boat** for students. You need to confirm your intentions and add the cleaning & bedding service for 20 euro/person.



We will provide sheets, pillows, blanket/quilt, and towels. A fully functional kitchen onboard shared by all crew on a self catering basis. There are also dedicated bathrooms in the marina next to pontoon A.

Other accommodation options

If you arrive in Malta the day before the sailing course, or you simply you prefer not to sleep onboard, here are some nearby hotel suggestions :

- [Waterfront Sliema Hotel](#)



Triq Ix - Xatt, Tas-Sliema SLM 1028



2090 6899



90 - 150

- [ST Hotels Malta](#): 3 star hotel rooms together with a range of deluxe apartments across the Sliema/Gzira area
- [The Central Guesthouse](#): close to Marina di Valletta
- [Harbour View Hotel](#): Close to Marina di Valletta

Water Taxi

Shortcut to Ta' Xbiex / Gżira / Sliema

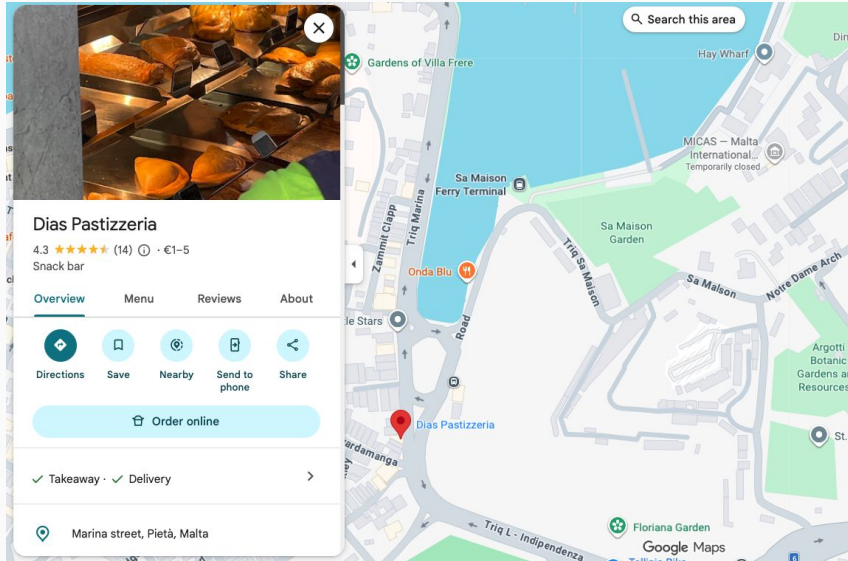
If you would like to go to Ta' Xbiex, Gżira, or the Sliema coast (more restaurants that side), you can ask at the Marina di Valletta office at the entrance.

The marina team can often arrange for a staff member to take you across the bay by their powerboat to the opposite side, at Ta' Xbiex.

This shortcut saves around 15 minutes of walking along the coast. You may tip 2-5 euro to the staff.

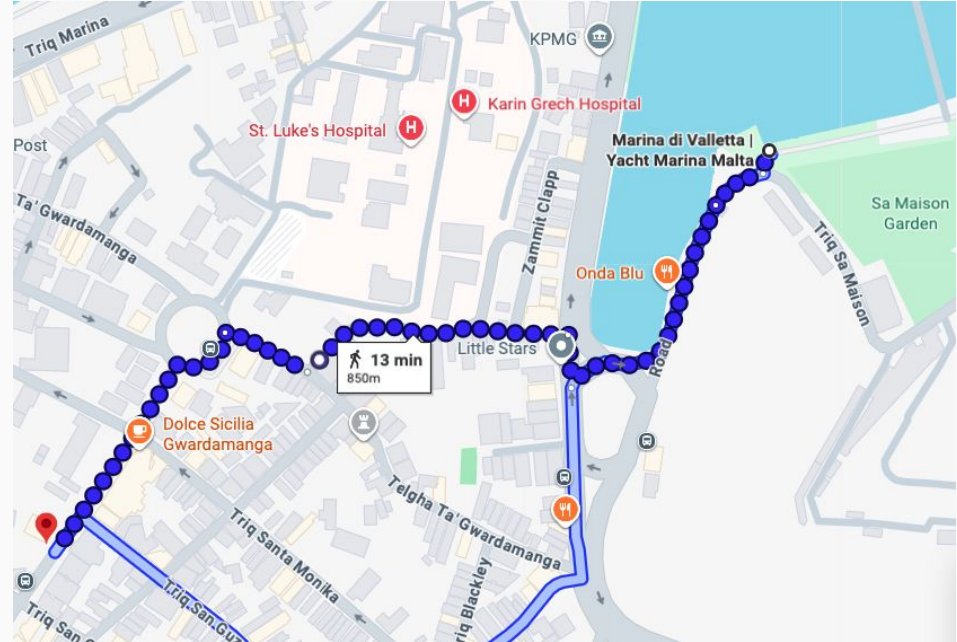


Nearby breakfast / cafe: Dias Pastizzeria 🥐



<https://maps.app.goo.gl/vrwLCgQgMNSLPMx48>

Nearby convenience shop



<https://maps.app.goo.gl/RNiAJjeGzMj8yz6bA>

Restaurant nearby: SAMIZU

SAMI ZU is a modern, airy bistro located directly at Marina di Valletta, by the water and below the Valletta fortifications. It is a good option for guests who want a stylish lunch, dinner, or cocktails without leaving the marina area, with Mediterranean-style food and a relaxed marina atmosphere.

You can enjoy a beautiful view of Valletta and delicious food with your crew members and trainer. Having a local beer Cisk with some snacks is really a pleasure after a day of heavy training.



Restaurant nearby ONDA BLU



Onda Blu is just nearby at Marina Di Valletta, in a characterful stone building by the water. It is especially known as a seafood and fish restaurant, with indoor and outdoor seating overlooking the marina, making it a convenient choice for lunch or dinner close to the boats.

The restaurant opens at 12pm.



Holiday insurance



Please ensure you have taken adequate **holiday insurance** to cover personal belongings and injury. Most travel policies will cover sailing in their conditions but please do check this. This ensures immediate **free medical treatment** if needed.

Starting Time and Instructor

Generally, practical sailing courses start at 9:30 a.m. Mile builder or private charter (family sailing course) starting day and time can vary.

- RYA Start Yachting (weekend)
- RYA Competent Crew (Mon - Fri)
- RYA Day Skipper Practical (Mon - Fri)
- RYA Coastal Skipper Practical (Mon - Fri)
- Yachtmaster Prep and Exam (Mon-Sun / Sun-Sat)

 **If you can't find the boat, please call Stephen +356 9964 3706**

“Sailing is fun!”



- This is our motto

Follow up on Instagram and Facebook



ID: **sailingschoolmalta**

<http://instagram.com/sailingschoolmalta>



ID: **sailing school malta**

<http://facebook.com/Sailing-School-Malta-224360550908510/>

*You may find your
course photos in our
instagram :)*

Contact information



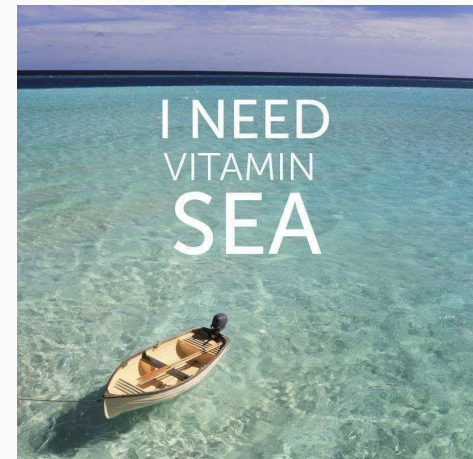
Office: Geoemms 3 Triq Hal Kaprat, Santa Venera SVR 1671



info@sailingschoolmalta.com



Tel/WhatsApp: +356 9964 3706 / +356 7748 5409 (course booking)



Appendix: If you are new to sailing ...

Here are technical terms you will need during your sailing course

Starboard side: right side

Port side: left side

Helmsman : Person who steers the boat

Tacking : Change course by turning a boat's head into and through the wind

To bear away : Manoeuvre to leave its course by moving away from the direction of the wind

Points of sail : Configuration and course angle of a sailboat in relation to the direction of the wind

VHF : Marine radio to communicate at sea

Mainsail / headsail : Sails of the boat that allow it to be steered

Bow: The front of a vessel

Stern: Back of the vessel

Windward: In the direction that the wind is coming from.

Leeward: In the direction that the wind is blowing towards.

