

Sailing School Malta



Joining Instruction for Practical Sailing Courses

Welcome aboard 😄

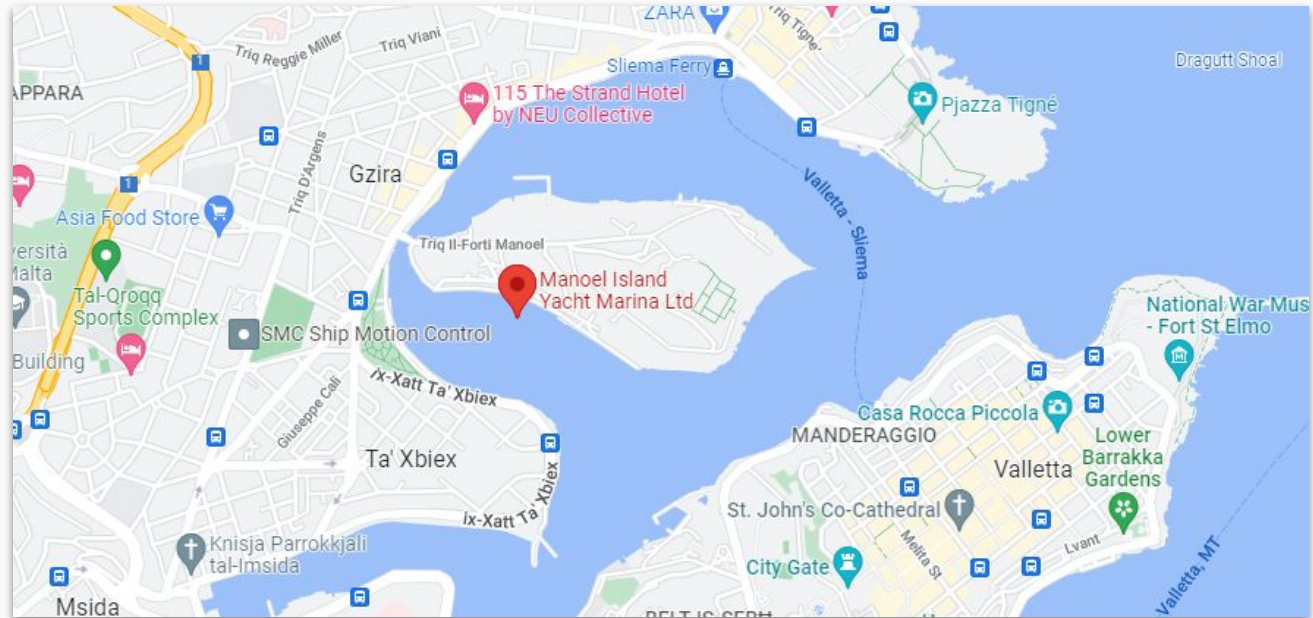
We hope that this information will help you reaching us in Malta. However please do contact us with any questions at all, however bizarre they may seem !

This guide will allow you to know all the practical information you will need to reach the starting point of the course and much more.

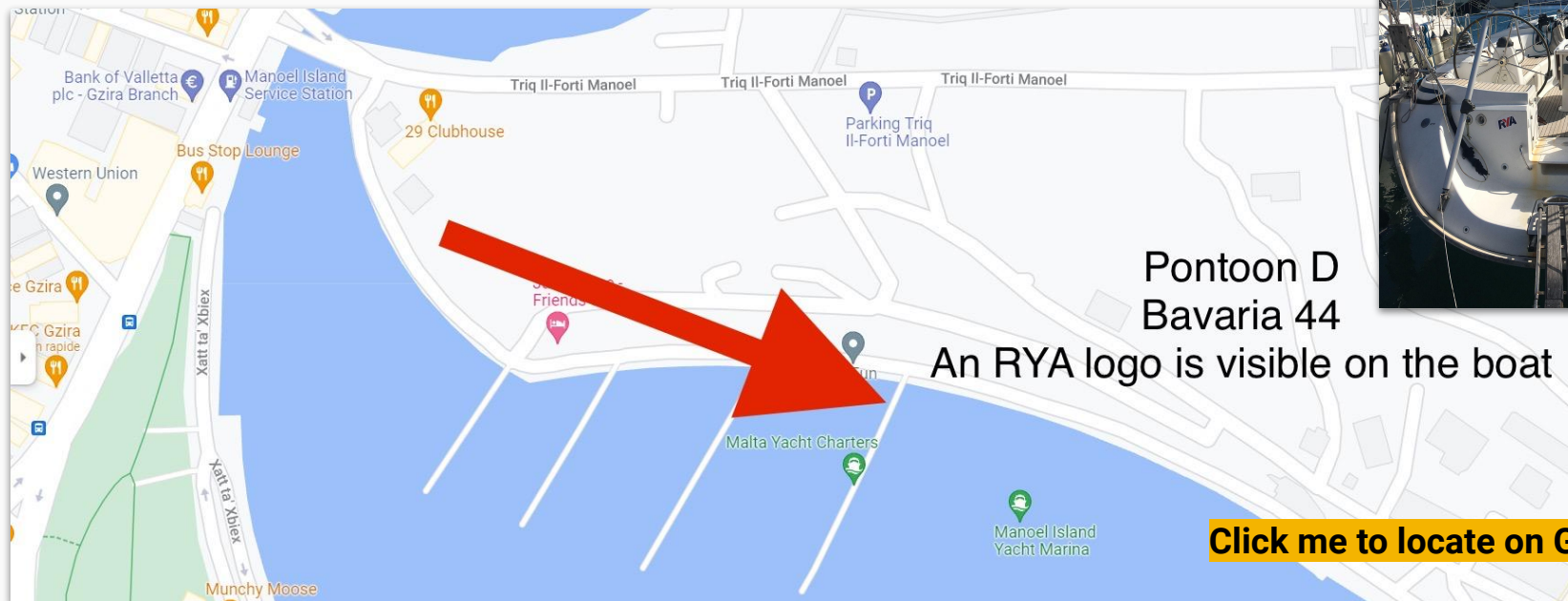


Where is the training boat

The yacht you will be sailing is called “**Lookfar**”, a **Bavaria 44 Cruiser**, and is berthed in **Manoel Island Yacht Marina**, pontoon D, near the Papparazzi restaurant.



How to reach the boat



Pontoon D
Bavaria 44

An RYA logo is visible on the boat

[Click me to locate on Google Map](#)

Local transport

There is only one airport in Malta: Malta International, airport code **MLA**.

On arrival at Malta airport, there is a kiosk at the exit from the airport, where you can pre pay the taxi to the boat or hotel. The cost of this is usually around 25 Euro.

Alternatively, you can use Taxi Apps (cheaper than taxis), the most popular ones are:

- Bolt - They are the fastest
- Ecab - They have a lot of taxis
- Cool - This is the cheapest, shared ride, you need to wait longer


The taxi drivers speak good English.



What to bring

- Packed lunch (you can get at nearby cafe)
- Sunglasses
- High factor sun cream (not oil please!)
- Deck shoes if possible, otherwise soft shoes with a non marking sole
- Shorts or pants (Please be aware that these are liable to get dirty, so not your best ones!)
- T-Shirts
- Fleece or jumper for the evenings and windy days at sea. In winter period, you may need a sailing jacket
- Light long sleeved shirt if you need to cover up in the sun
- Baseball/sun hat (preferably with a clip to stop it blowing overboard!)
- Sailing Gloves, not mandatory
- Sea sickness tablets should you need them
- Phone/ Ipad / laptop chargers – 12V (cigarette style chargers) if needed
- Your RYA Logbook if you have one. If you need one, you can get one from RYA shop (clicking the book)

And above all, enthusiasm !



Weather in Malta

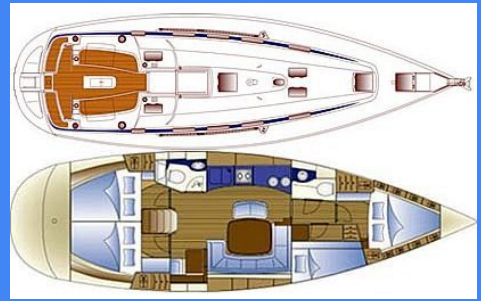
Malta Average Temperature by Month

	Jan	Feb	Mar	Apr	May	Jun	Jul	Aug	Sep	Oct	Nov	Dec
High °C	16	16	18	20	24	29	32	32	28	25	21	18
Low °C	13	13	15	17	20	24	27	28	25	22	18	15



Please note that the temperatures in Malta are normally very warm during the day but it can be cold in the evenings and windy at sea. It is a good idea to bring a small light rain mac if you have one and also a pair of long trousers and a warm fleece, just in case.

Accommodation onboard



All **multi-day sailing courses** can include **accommodation on the training boat** for students. You need to confirm your intentions and book the cleaning & bedding service for 20 euro/person.



We will provide sheets, pillows, blanket/quilt, and towels. A fully functional kitchen onboard shared by all crew on a self catering basis. There are also dedicated bathrooms at the entrance to the marina.

Other accommodation options



If you arrive in Malta the day before the sailing course, or you simply you prefer not to sleep onboard, here are some **nearby hotel suggestions** :

Waterfront Sliema Hotel

4,2 ★★★★★



Triq Ix - Xatt, Tas-Sliema SLM 1028



2090 6899



50 - 100

In addition, our friends between them operate a fleet of licensed yachts within the Grand Harbour marinas with accommodation options based on the **AirBnB** basis: [Glyn's boat 39'](#) and [Simon's boat 53'](#)

Restaurant nearby 🍔

There are a lot of restaurants close to the marina. One of which we go to a lot is the Bus Stop Lounge, where you can enjoy a beautiful view of Gzira bay and delicious food with your crew members and trainer. Having a local beer Cisk with some snacks is really a pleasure after a day of heavy training.



Holiday insurance



Please ensure you have taken adequate **holiday insurance** to cover personal belongings and injury. Most travel policies will cover sailing in their conditions but please do check this. This ensures immediate **free medical treatment** if needed.

Starting Time and Instructor 🕒

Generally, **practical sailing courses start at 9:30 a.m**

- RYA Start Yachting (weekend)
- RYA Competent Crew (Mon - Fri)
- RYA Day Skipper Practical (Mon - Fri)
- RYA Coastal Skipper Practical (Mon - Fri)
- Boat handling courses



Matthew Aris

RYA Sail Cruising
Instructor

i If you can't find the boat, please call instructor +356 7900 5135

“Sailing is fun!”



- This is our motto

Follow up on Instagram and Facebook



ID: **sailingschoolmalta**

<http://instagram.com/sailingschoolmalta>

*You may find your
course photos in our
instagram :)*



ID: **sailing school malta**

<http://facebook.com/Sailing-School-Malta-224360550908510/>

Contact information



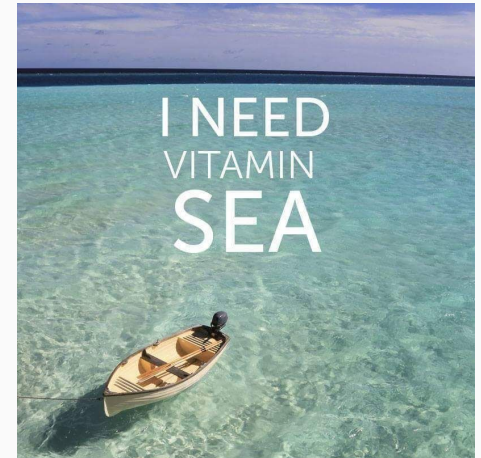
Geoemms 3 Triq Hal Kaprat, Santa Venera SVR 1671



info@sailingschoolmalta.com



Tel/WhatsApp: +356 9964 3706 / +34 609146730 (course booking)



Appendix: If you are new to sailing ...

Here are technical terms you will need during your sailing course !

Starboard side: right side

Port side: left side

Helmsman : Person who steers the boat

Tacking : Change course by turning a boat's head into and through the wind

To bear away : Manoeuvre to leave its course by moving away from the direction of the wind

Points of sail : Configuration and course angle of a sailboat in relation to the direction of the wind

VHF : Marine radio to communicate at sea



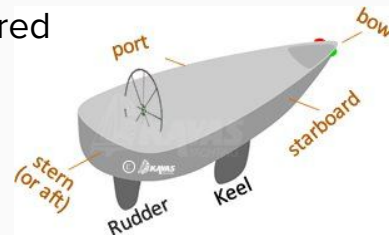
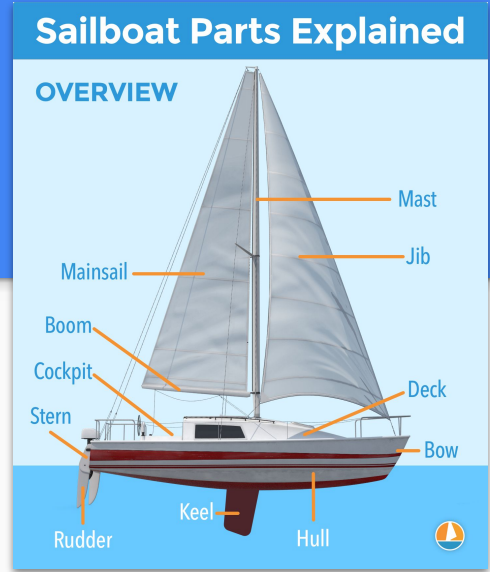
Mainsail / headsail : Sails of the boat that allow it to be steered

Bow: The front of a vessel

Stern: Back of the vessel

Windward: In the direction that the wind is coming from.

Leeward: In the direction that the wind is blowing towards.



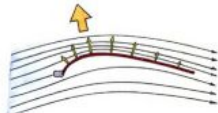
Basic Nautical Knowledge

HOW SAILS WORK

When you put a spoon into running water it is sucked into the flow.



The flow of air over the sail produces pressure changes, producing lift and increasing the speed of the wind blowing over the upper surface – like an aircraft's wing.



A combination of a sideways force from the sail and opposite resistance from the water pushes the boat forward like squeezing a bar of wet soap.

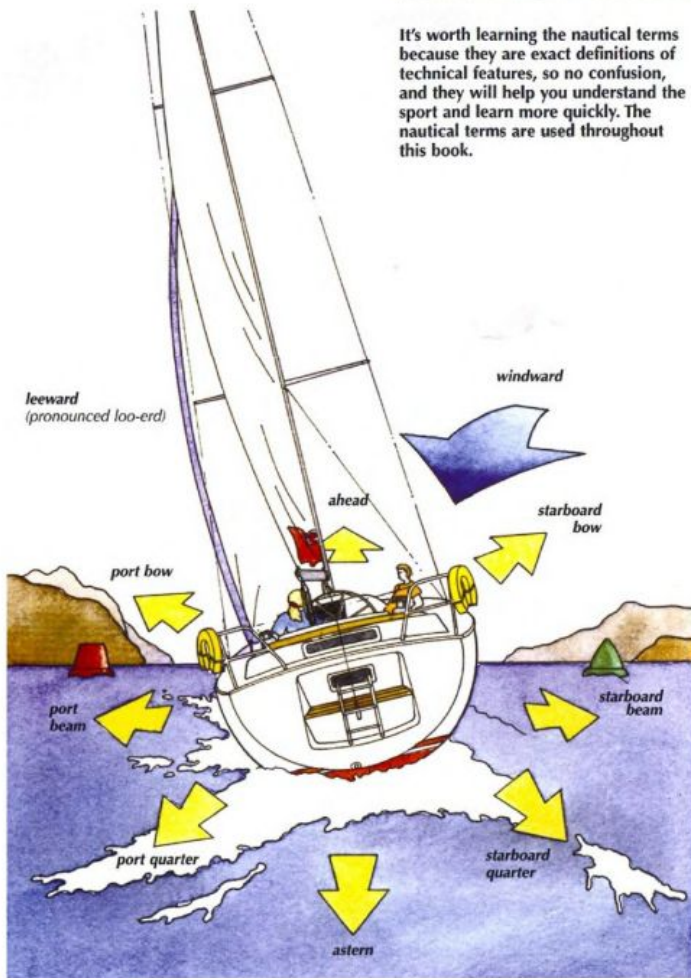


A sailing boat does not blow over as the force of the wind is counterbalanced by weight and buoyancy.

weight and load / iron keel

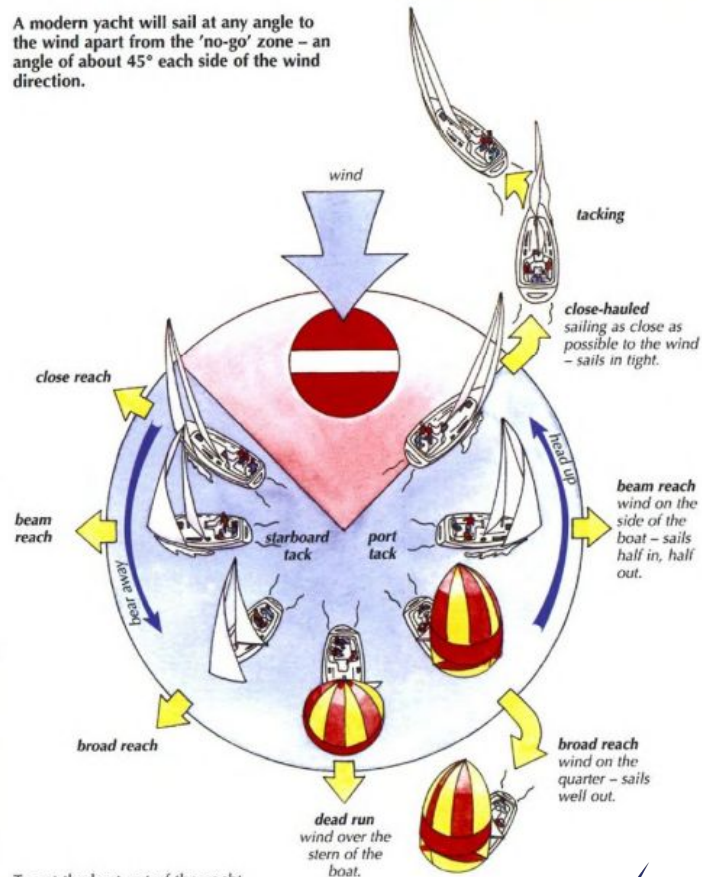
NAUTICAL TERMS

It's worth learning the nautical terms because they are exact definitions of technical features, so no confusion, and they will help you understand the sport and learn more quickly. The nautical terms are used throughout this book.



POINTS OF SAILING

A modern yacht will sail at any angle to the wind apart from the 'no-go' zone – an angle of about 45° each side of the wind direction.



To get the best out of the yacht the sails must be correctly trimmed for each point of sailing. A change in course inevitably means the sails must be re-trimmed.

Know Your Boat

